



	Value	Unit
	60	V
	1.5	V
	91	A
	2.6	mΩ
	3.2	m



Electrical Characteristics ($T_J = 25^\circ\text{C}$ unless otherwise specified)

Symbol	Conditions	Min.	Typ.	Max.	Unit
Off Characteristics					
$V_{(BR)DSS}$		60	-	-	V
I_{DSS}		-	-	1.0	μ
I_{GSS}		-	-	± 100	
$V_{GS(th)}$		1.1	1.5	2.5	V
$r_{DS(on)}$		-	3.2	4.2	$m\Omega$
R_g		-	2.1	-	Ω
C_{iss}		2140	3566	5349	pF/MC /P A



Typical Performance Characteristics

Figure 1: Power De-rating

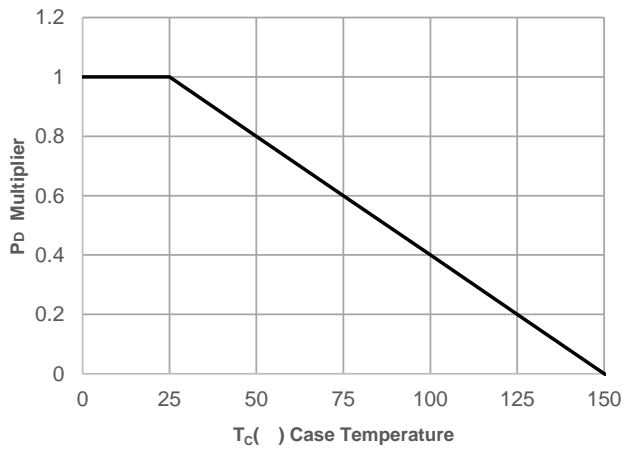
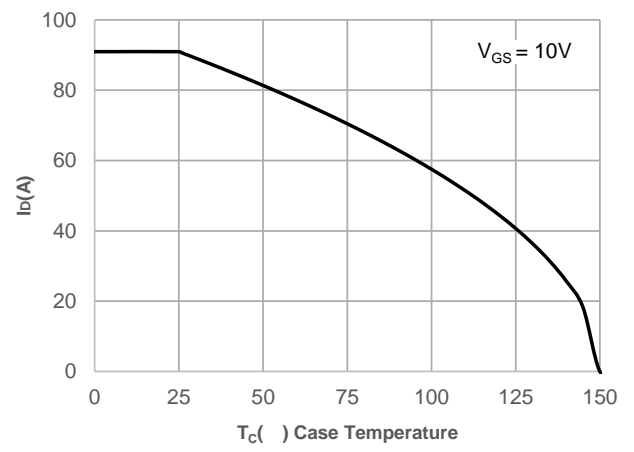
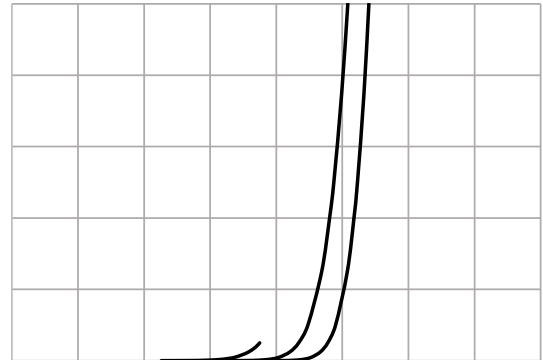
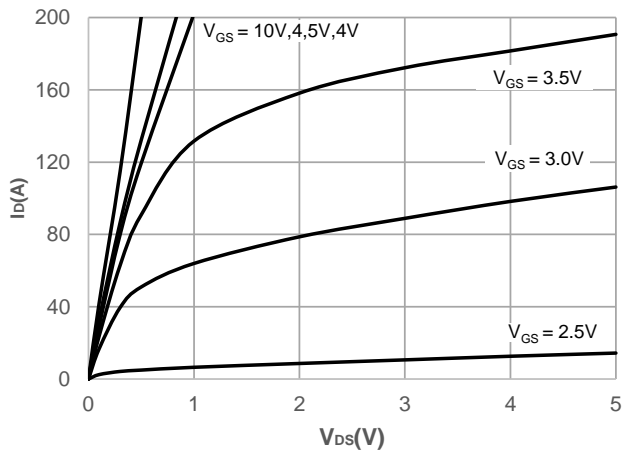


Figure 2: Current De-rating



Typical Performance Characteristics

Figure 5: Output Characteristics



Typical Performance Characteristics

Test Circuit



Figure 1: Gate Charge Test Circuit & Waveform

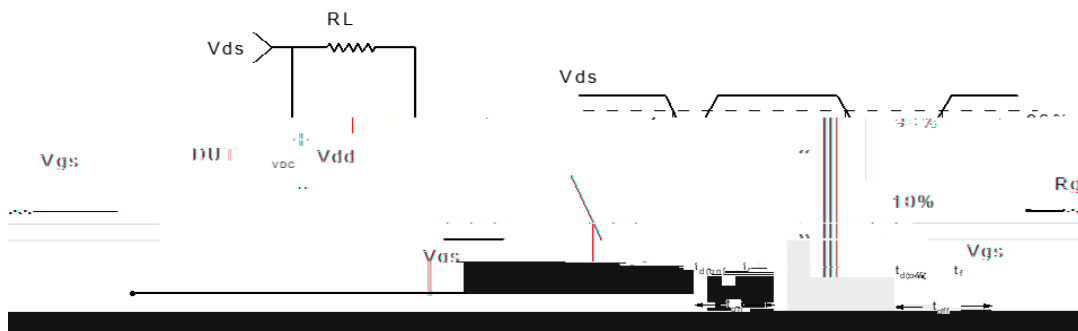


Figure 2: Resistive Switching Test Circuit & Waveform

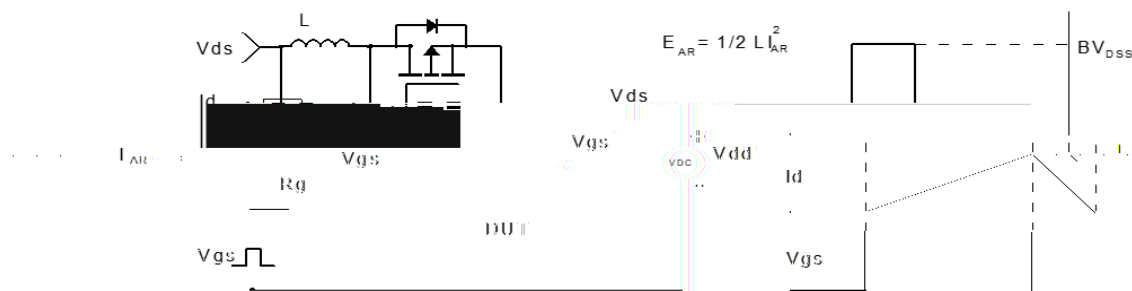


Figure 3: Unclamped Inductive Switching Test Circuit & Waveform

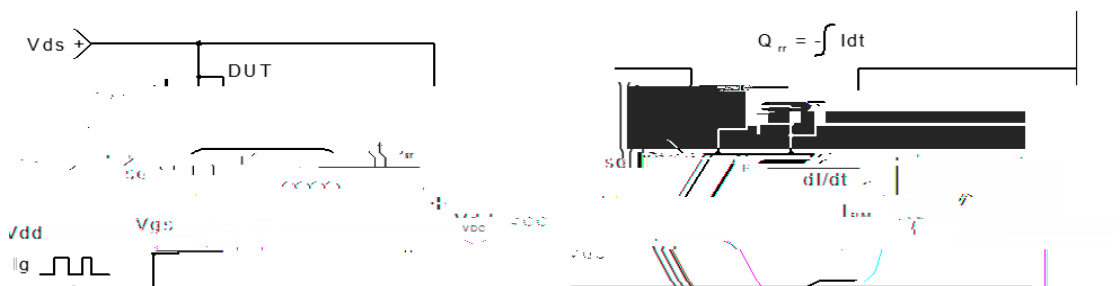



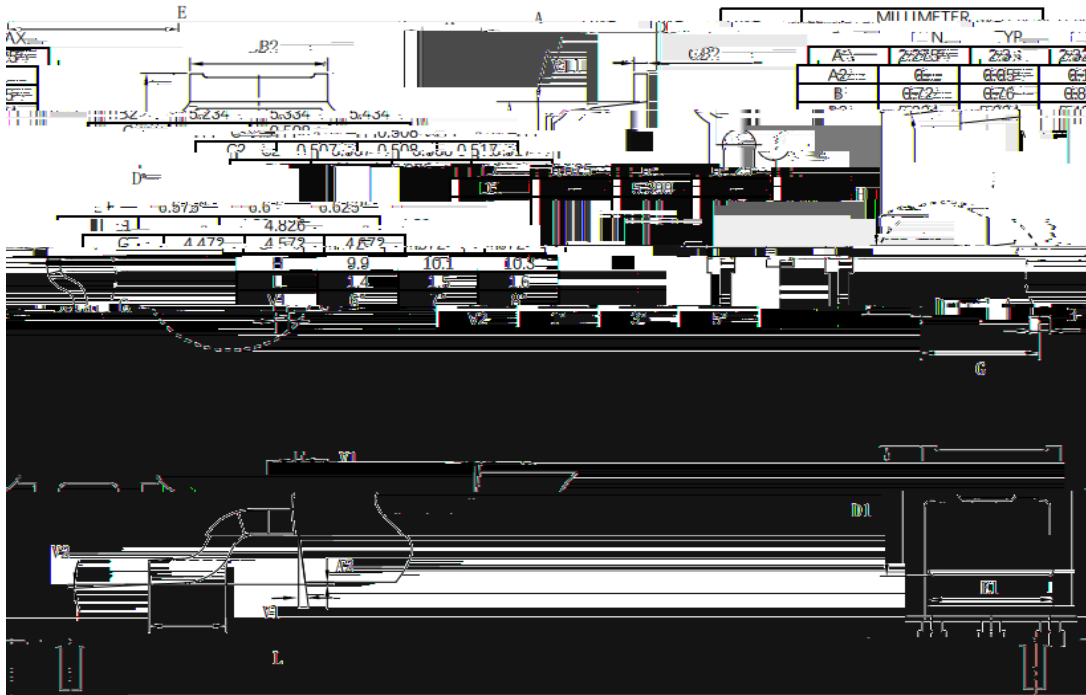
Figure 4: Diode Recovery Test Circuit & Waveform





Package Mechanical Data(TO-252-3L)

Package Outline



Information furnished in this document is believed to be accurate and reliable. However, Jiangsu JieJie Microelectronics Co.,Ltd assumes no responsibility for the consequences of use without consideration for such information nor use beyond it. Information mentioned in this document is subject to change without notice, apart from that when an agreement is signed, Jiangsu JieJie complies with the agreement. Products and information provided in this document have no infringement of patents. Jiangsu JieJie assumes no responsibility for any infringement of other rights of third parties which may result from the use of such products and information.

 is a registered trademark of Jiangsu JieJie Microelectronics Co.,Ltd.

